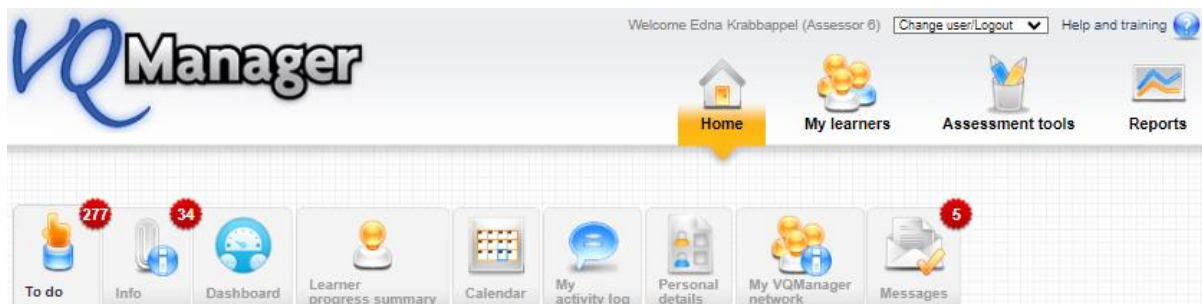


Mouse hover-over in the To Do list to show evidence Summary description

Top Tip

If the learner has more than one assessor/teacher, a great idea would be to ask the learner to include the initials of the assessor within the title of the evidence. Using this new function, the assessors/teachers can hover over the evidence number and see the summary description and also their own initials to see instantly who has perhaps set the work or who is the most appropriate person to assess/mark that piece of work. An assessment plan reference number could also be quoted for ease.

We have added a function whereby users can now view the **Summary description** of evidence from the **To Do** list, so they can see the title of the piece of evidence without having to open it.

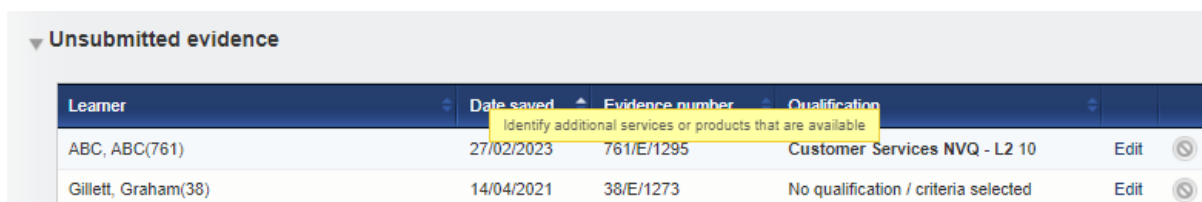


The screenshot shows the VQ Manager dashboard. At the top, there's a header with the VQ Manager logo, a welcome message for Edna Krabbappel (Assessor 8), and links for 'Change user/Logout' and 'Help and training'. Below the header are four main navigation icons: Home, My learners, Assessment tools, and Reports. A secondary row of icons includes 'To do' (with a red badge showing 277), Info (34), Dashboard, Learner progress summary, Calendar, My activity log, Personal details, My VQManager network, and Messages (5).

Evidence number

7/E/1247

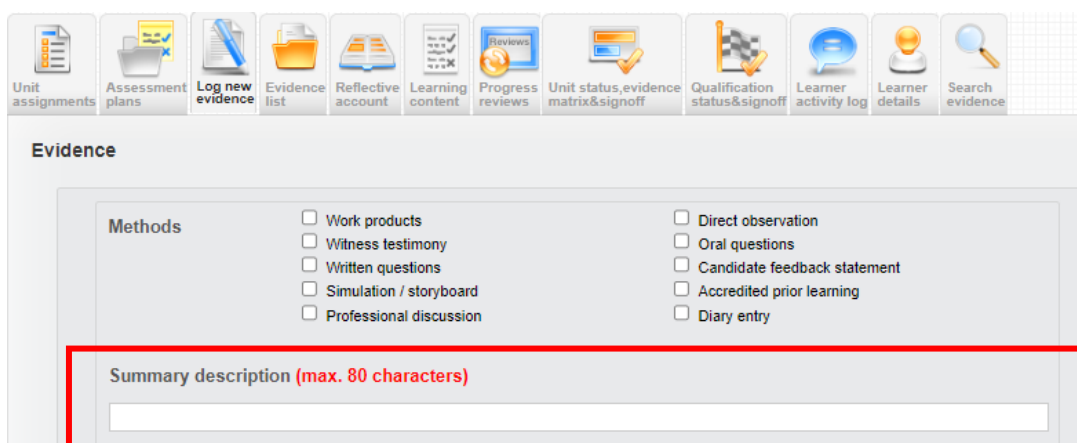
The user would hover over the evidence number and the title (summary description) of that piece of evidence appears.



| ▼ Unsubmitted evidence | | | | |
|------------------------|------------|-----------------|--------------------------------------|------|
| Learner | Date saved | Evidence number | Qualification | |
| ABC, ABC(761) | 27/02/2023 | 761/E/1295 | Customer Services NVQ - L2 10 | Edit |
| Gillett, Graham(38) | 14/04/2021 | 38/E/1273 | No qualification / criteria selected | Edit |

Identify additional services or products that are available

The **Summary description** field displayed is located here on the **Log new evidence** tab.



The screenshot shows the 'Log new evidence' tab in the VQ Manager interface. It features a row of icons for various functions: Unit assignments, Assessment plans, Log new evidence, Evidence list, Reflective account, Learning content, Progress reviews, Unit status, evidence matrix & signoff, Qualification status & signoff, Learner activity log, Learner details, and Search evidence. Below these icons is the 'Evidence' section, which includes a 'Methods' list with checkboxes for Work products, Witness testimony, Written questions, Simulation / storyboard, Professional discussion, Direct observation, Oral questions, Candidate feedback statement, Accredited prior learning, and Diary entry. A red box highlights the 'Summary description (max. 80 characters)' field, which is currently empty.